

Practice 6-3

Similar Figures and Scale Drawings

The scale of a map is $\frac{1}{2}$ in. : 8 mi. Find the actual distance for each map distance.

1. 2 in.

2. 5 in.

3. $3\frac{1}{2}$ in.

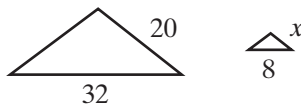
4. 10 in.

5. 8 in.

6. $7\frac{1}{4}$ in.

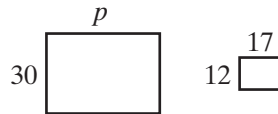
Each pair of figures is similar. Find the missing length. Round to the nearest tenth where necessary.

7.



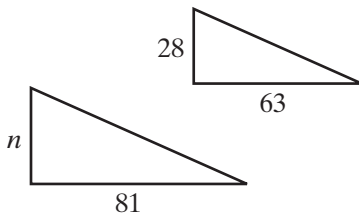
$x =$ _____

8.



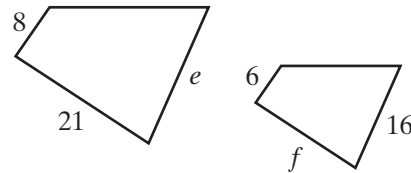
$p =$ _____

9.



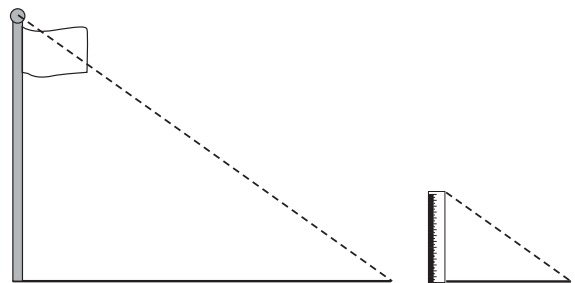
$n =$ _____

10.



$e \approx$ _____ $f \approx$ _____

11. A meter stick casts a shadow 1.4 m long at the same time a flagpole casts a shadow 7.7 m long. The triangle formed by the meterstick and its shadow is similar to the triangle formed by the flagpole and its shadow. How tall is the flagpole?



A scale drawing has a scale of $\frac{1}{4}$ in. : 6 ft. Find the length on the drawing for each actual length.

12. 18 ft

13. 66 ft

14. 204 ft
